

SUMMER VACATION ASSIGNMENT (2018-19)

CLASS-VII

Name _____

Roll No. _____

Summer is Here!

It's not just Summer,

It's the memories that last.

It's the friends, the fun, the leisure,

And the vivid past.



**SUMMER
VACATION**



PREFACE

Dear Hallmarkites

Summer Vacation is a welcome break full of fun and frolic, long playing hours, picnics, exploring unseen places, spending time with family, developing new hobbies & interests and also staying safe and preventing summer brain drain. Let's make this vacation more interesting and meaningful.

Here's an 'Activity Treasure Box' for you. When the school reopens, bring back your treasure. Your teachers will go through this with pleasure.

Tips for a happy and fruitful vacation:

- *Make a daily time table.*
- *Help your parents in house hold chores.*
- *Stay away from electronic gadgets as much as you can.*
- *Play outdoor games.*
- *Go for Nature walks with your parents as and when you can.*
- *Plant a sapling, water it and watch it grow.*
- *Read newspaper daily to keep yourself updated.*
- *Set aside time each day to enhance your vocabulary for effective communication.*
- *And don't ignore the tips given by Deedee.*



1. TRAVELOGUE


One of the best ways to immortalize your pleasure trip is through a travelogue. Sure, photos and videos are great for capturing special moments, but they don't tell the name of the Cafe you visited, how you felt at that moment - what the air smell liked, what emotions you had and the sounds that surrounded you or what was on your mind.

- ❖ So let's keep a travelogue this summer!
- ❖ Wherever you go for vacation (some tourist place, market, relatives or friend's house, etc.), keep entering all the things you do during your journey.
- ❖ To make it more attractive, you can embellish your travelogue with the photographs as well.
- ❖ Use A-4 sized sheets.

2. BE A STORY TELLER:

Reading story books during summer vacation is really very enjoyable. Let's add some more fun to it.

- (a) This vacation, buy a story book of your choice.
- (b) Read the stories by heart.
- (c) Now, be the story-teller.
- (d) Narrate your favourite story to all the members of your family in an interesting way with props, costumes, etc. and get it videographed and bring it to school in a well-labelled pen drive. Do not forget to introduce yourself before you start the story.
- (e) Make the video in a well-lit area.
- (f) Video should not be more than 10 mins.



Use a high resolution camera for making the video.

3. GEOMETRIC-al FUN

- ❖ Create a model of your own **Geometri-City** using different 3D shapes.
(Refer the given picture.)

Pictures are only for reference. Unleash your own creativity.



4. हिंदी प्रश्नोत्तरी

पुस्तक बाल 'महाभारत कथा' के पाठों देवव्रत, भीष्म-प्रतिज्ञा, अंबा और भीष्म, विदुर, कुंती और द्रोणाचार्य पर आधारित 30 प्रश्नों की प्रश्नोत्तरी उत्तरों सहित बनाइए।

5. Make a working model of Thermos Flask.

<https://www.youtube.com/watch?v=Q9C7727XZUE>

Refer the given link.



6. BBC PRACTICE


Do Page No. 4, 5, 14, 59, 69, 88, 90, 149, 151, 159, 163 and 169 in the BBC Compacta.

7. SPELLATHON CONTEST


- Learn the spellings of all the difficult words from the chapters mentioned in the April-July months syllabus (refer the School Manoeuvre) of English, Hindi, Science and Social Science for the Spellathon Contest to be held post Summer Vacation. (July 15, 2018 tentatively)

8. Prepare a poster (A-3 size) on the following topic:

- Drug Abuse (Roll No. 1 to 17)
- Energy Conservation (Roll No. 16 to 30)



You can embellish your poster with a slogan.



And don't forget to revise the syllabus done till date.
Happy Holidays!!!