



# WINTER BREAK ASSIGNMENT 2018-19

## CLASS-PLAYWAY

Name \_\_\_\_\_

Roll No. \_\_\_\_\_



Dear Hallmarkites

Winter Break is the time to practise self-care, to relax and recharge yourselves for the New Year. We have designed a few assignments to keep you in touch with the academics. Come out of your cozy cushions and reenergize yourselves for 2019.

Have a great break and an amazing new year!

HALLMARK TEAM

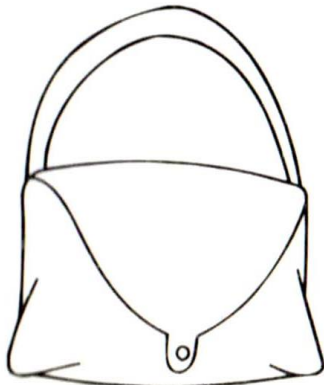

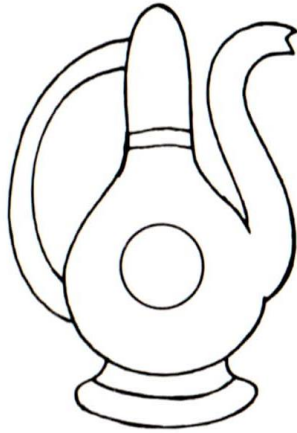
Q.1 Help the worm find his way out of the apple.

### HAPPY APPY MAZE



**Q.2 Match each picture to its shadow.**

**SPOT THE SHADOW**



- Q.3 Open your toy-box and find the things which are Square, Circular and Triangular in shapes. Then click their photos and paste them on A4 sized pastel sheets.
- Q.4 Make a Butterfly with your hand impression (the way a peacock was made in school) using Red and Blue paints.
- Q.5 Draw a zigzag pattern using Red paint with finger dipping.
- Q.6 Go to Kitchen, find a round/circular utensil and draw it on an A4-sized sheet with the help of your parents and do scribbling in that circle with crayons of different colours.
- Q.7 Visit a park, enjoy different slides and swings, get yourself clicked by your parents and then make a mini album in the scrap file/a collage on A3-sized sheet and name it as a 'Baby's (Your name) Day Out'.

**HAPPY HOLIDAYS &  
A  
HAPPY NEW YEAR!**