



WINTER BREAK ASSIGNMENT 2018-19

CLASS-UKG

Name _____

Roll No. _____



Dear Hallmarkites

Winter Break is the time to practise self-care, to relax and recharge yourselves for the New Year. We have designed a few assignments to keep you in touch with the academics. Come out of your cozy cushions and reenergize yourselves for 2019.

Have a great break and an amazing new year!

HALLMARK TEAM


Q.1 From the given words, cross out a letter to make a new three-lettered word. Write the newly formed word in the given space and then the rhyming words for the same:

	NEW WORD	RHYMING WORDS
TUBE	<div style="border: 1px solid black; height: 15px; width: 100%;"></div> <div style="border: 1px solid black; height: 15px; width: 100%;"></div> <div style="border: 1px solid black; height: 15px; width: 100%;"></div>	<div style="border: 1px solid black; height: 15px; width: 100%;"></div> <div style="border: 1px solid black; height: 15px; width: 100%;"></div> <div style="border: 1px solid black; height: 15px; width: 100%;"></div>
GOAT	<div style="border: 1px solid black; height: 15px; width: 100%;"></div> <div style="border: 1px solid black; height: 15px; width: 100%;"></div> <div style="border: 1px solid black; height: 15px; width: 100%;"></div>	<div style="border: 1px solid black; height: 15px; width: 100%;"></div> <div style="border: 1px solid black; height: 15px; width: 100%;"></div> <div style="border: 1px solid black; height: 15px; width: 100%;"></div>
KITE	<div style="border: 1px solid black; height: 15px; width: 100%;"></div> <div style="border: 1px solid black; height: 15px; width: 100%;"></div> <div style="border: 1px solid black; height: 15px; width: 100%;"></div>	<div style="border: 1px solid black; height: 15px; width: 100%;"></div> <div style="border: 1px solid black; height: 15px; width: 100%;"></div> <div style="border: 1px solid black; height: 15px; width: 100%;"></div>
GOOD	<div style="border: 1px solid black; height: 15px; width: 100%;"></div> <div style="border: 1px solid black; height: 15px; width: 100%;"></div> <div style="border: 1px solid black; height: 15px; width: 100%;"></div>	<div style="border: 1px solid black; height: 15px; width: 100%;"></div> <div style="border: 1px solid black; height: 15px; width: 100%;"></div> <div style="border: 1px solid black; height: 15px; width: 100%;"></div>
ROAD	<div style="border: 1px solid black; height: 15px; width: 100%;"></div> <div style="border: 1px solid black; height: 15px; width: 100%;"></div> <div style="border: 1px solid black; height: 15px; width: 100%;"></div>	<div style="border: 1px solid black; height: 15px; width: 100%;"></div> <div style="border: 1px solid black; height: 15px; width: 100%;"></div> <div style="border: 1px solid black; height: 15px; width: 100%;"></div>
SHIP	<div style="border: 1px solid black; height: 15px; width: 100%;"></div> <div style="border: 1px solid black; height: 15px; width: 100%;"></div> <div style="border: 1px solid black; height: 15px; width: 100%;"></div>	<div style="border: 1px solid black; height: 15px; width: 100%;"></div> <div style="border: 1px solid black; height: 15px; width: 100%;"></div> <div style="border: 1px solid black; height: 15px; width: 100%;"></div>

Q.2 Colour the months having 31 days in 'yellow', 30 days in 'blue' and less than thirty days in 'red':

January	February	March	April
May	June	July	August
September	October	November	December


Q.3 Paste your passport size photograph and then write a few lines about yourself:




Q.4 Find the Days of a Week in the puzzle:

S	a	t	u	r	d	a	y	T
u	S	a	t	i	o	d	d	u
n	M	o	n	d	a	y	a	e
d	a	F	r	i	d	a	y	s
a	F	r	i	d	a	d	T	d
y	M	o	n	k	e	y	h	a
x	T	h	u	r	s	d	a	y
W	e	d	n	e	s	d	a	y

Q.5 (a) Draw any two clothes which we wear in winter season:




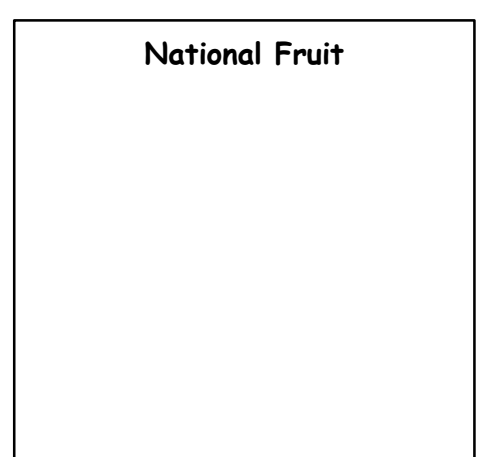



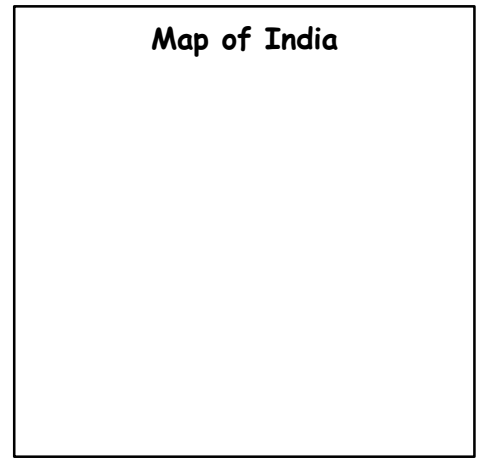

(b) Draw two things that we use in rainy season:



(c) Draw any two things that we like to eat during summer season:



Q.6 Paste the pictures of the following:



Q.7 Make your own coin combination for the given amount (Using Coin-impression

technique):

(a) ₹ 10

=

(b) ₹ 17

=

(c) ₹ 15

=

(d) ₹ 23

=

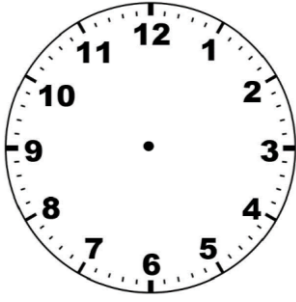
(e) ₹ 14

=

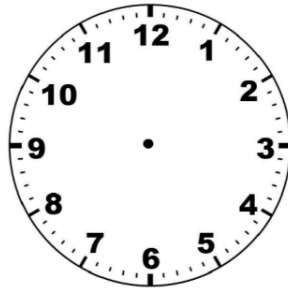
(f) ₹ 19

=

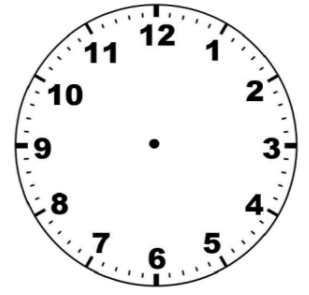
Q.8 Draw the hour and the minute hand on the clock.



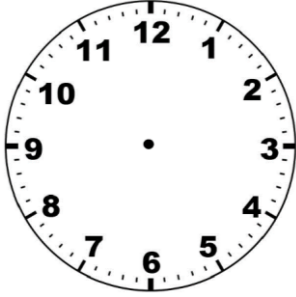
It's 6 o'clock.



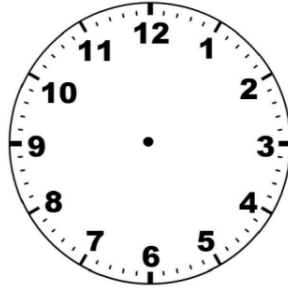
It's 12 o'clock.



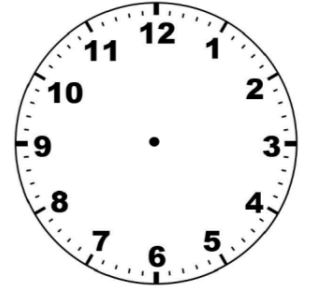
It's 5 o'clock.



It's 7 o'clock.



It's 3 o'clock.



It's 10 o'clock.

प्र०9 किसी भी पुरानी समाचार पत्रिका से निम्न मात्राओं के (5-6) शब्द काटकर चिपकाएँ:-

आ (ा) की मात्रा

इ (ि) की मात्रा

ई (ी) की मात्रा

उ (ु) की मात्रा

ऊ (ू) की मात्रा

(ए) की मात्रा

ऐ (ऐ) की मात्रा

ओ (ओ) की मात्रा

औ (ौ) की मात्रा

(ी) की मात्रा

PROJECT WORK

Visit a nearby fruit & vegetable market. Click the pictures of different types of fruits and vegetables and paste them on A4-sized sheets. Also write the names of the fruits and vegetables in English as well as in Hindi.

**HAPPY HOLIDAYS &
A
HAPPY NEW YEAR!**