



# Summer Vacation Assignment 2025

CLASS-I

## Summer VACATION

Summer's warmth descends upon the land,  
School's out, and freedom's in hand.  
Long days stretch, and sunshine bright,  
A time for fun, for play, for delight.

So, let's bask in summer's golden glow,  
And make the most of this break's sweet flow.  
For summer vacation's a treasured time,  
To relax, recharge, and shine!

**MAY 25, 2025 TO JULY 06, 2025**

The School Reopens on  
JULY 07, 2025.

Dearest Hallmarkite  
Greetings from Hallmark!

As we head into the sunny days ahead, we're excited to challenge your minds and keep your learning momentum going. **Kickstart your summer with a splash of learning and fun. The Summer Vacation Assignment is designed to help you retain key concepts, explore new ideas, and return to school refreshed and ready to rock!** Let's make this break both relaxing and rewarding! Dive in, explore, and come back stronger!

### **SUMMER BUZZ FOR SUPER PARENTS**

- **Make sure your child has a quiet, well-lit place to do homework.**  
Avoid having your child do homework with the television on or in places with other distractions, such as people coming and going.
- **Make sure the materials your child needs, such as paper, pencils and a dictionary, are available.**  
Ask your child if special materials will be needed for some projects and get them in advance.
- **Help your child with time management.**  
Establish a set time each day for doing homework. Don't let your child leave homework until just before bedtime.
- **Be positive about homework.**  
Tell your child how important school is. The attitude you express about homework will be the attitude your child acquires.
- **When your child does homework, you too do homework.**  
Show your child that the skills they are learning are related to things you do as an adult. If your child is reading, you read too.
- **When your child asks for help, provide guidance, not answers.**  
Giving answers means your child will not learn the material. Too much help teaches your child that when the going gets rough, someone will do the work for him or her.
- **If homework is meant to be done by your child alone, stay away.**  
Too much parent involvement can prevent homework from having some positive effects. Homework is a great way for kids to develop independent, lifelong learning skills.
- **Help your child figure out what is hard homework and what is easy homework.**  
Have your child do the hard work first. This will mean he will be most alert when facing the biggest challenges. Easy material will seem to go fast when fatigue begins to set in.
- **Reward progress in homework.**  
If your child has been successful in homework completion and is working hard, celebrate that success with a special event (e.g., pizza, a walk, a trip to the park) to, reinforce the positive effort.

Warmest wishes  
Hallmark Team

## ENGLISH

- Q.1** "Hey kids! Summer is here—the perfect time for adventures, fun, and... reading! That's right! Books can take you to magical places, help you meet amazing characters, and even make you laugh out loud. Whether you're at the beach, at home, or on a road trip, a good book is your ticket to a world of imagination. So pick a story, open the cover, and let your summer adventure begin!"

**Cyber Fun: Few suggested internet sites to visit:**

[www.pitara.com](http://www.pitara.com), [www.funbrain.com](http://www.funbrain.com), [www.magickeys.com](http://www.magickeys.com)

## READING IS SUCCEEDING!

- Q.2 Read the given passages carefully and answer the questions that follow:**

### The Happy Puppy

Max was a happy puppy. He loved to play outside and chase butterflies. Max had soft, fluffy fur and a wagging tail. He loved to cuddle with his owner, Emily. One day, Max found a ball in the park. He picked it up and ran to Emily, wagging his tail.

- (a) Who was Max?

---

---

- (b) What did Max love to do?

---

---

- (c) What did Max have?

---

---

- (d) Who did Max love to cuddle with?

---

---



(e) What did Max find in the park?

---

---

### **The Magic Paintbrush**

Lily had a magic paintbrush. It could bring her paintings to life. One day, Lily painted a beautiful picture of a butterfly. She touched the paintbrush to the paper, and the butterfly flew off the page. Lily was amazed and happy.

(a) What did Lily have?

---

---

(b) What could the paintbrush do?

---

---

(c) What did Lily paint?

---

---

(d) What happened when Lily touched the paintbrush to the paper?

---

---

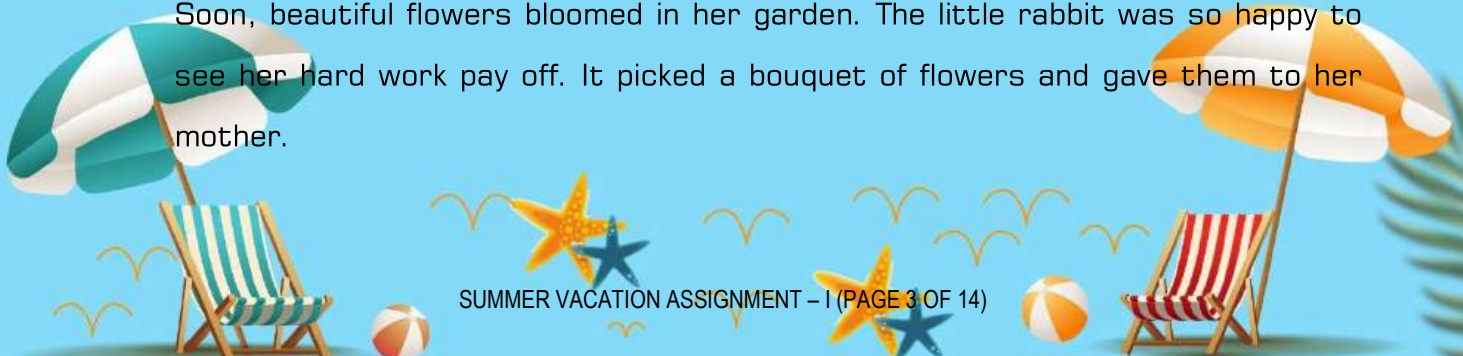
(e) How did Lily feel?

---

---

### **The Little Rabbit's Garden**

The little rabbit loved to garden. It planted seeds and watered them every day. Soon, beautiful flowers bloomed in her garden. The little rabbit was so happy to see her hard work pay off. It picked a bouquet of flowers and gave them to her mother.



(a) What did the little rabbit love to do?

---

---

(b) What did the little rabbit plant?

---

---

(c) What happened to the seeds?

---

---

(d) How did the little rabbit feel?

---

---

(e) What did the little rabbit give to her mother?

---

---

### **The Brave Firefighter**

Jack was a brave firefighter. He saved people from burning buildings. One day, Jack got a call to rescue a kitten from a tree. Jack climbed the tree and carefully picked up the kitten. The kitten's owner was so grateful to Jack.

(a) Who was Jack?

---

---

(b) What did Jack do?

---

---

(c) What did Jack get a call to do?

---

---

(d) How did Jack rescue the kitten?

---

---

(e) How did the kitten's owner feel?

---

---

**Identify the Nouns from the passages:**

Name of the Person	Name of the Place	Name of the Thing	Name of the Animal

**PETALS OF ENGLISH:**

**Read Ch-3 & 4 and highlight  
the New Words.**



## पढ़ो और आगे बढ़ो

प्र०1 निम्नलिखित गद्यांश को पढ़कर दिए गए प्रश्नों के उत्तर दीजिए:-

### अमन और ज्योति

अमन नाम का एक छात्र था। वह बहुत होशियार था। अमन अपनी कक्षा में सदा प्रथम आता था। वह किसी भी विषय पर आसानी से लिख लेता था। उसकी कक्षा की ज्योति भी पढ़ाई में बहुत तेज़ थी। एक बार स्कूल में कहानी-लेखन प्रतियोगिता हुई। ज्योति और अमन दोनों ने अच्छी कहानी लिखी, पर सफलता अमन को मिली। अमन की सफलता पर ज्योति अमन से नाराज़ हो गई। उसने दो दिन तक अमन से बात नहीं की। आखिर अमन ने ज्योति को समझाया और अच्छी कहानी लिखने की विद्या सिखाई। ज्योति ने अमन की सारी बातें ध्यान से सुनी और फिर वह अमन की अच्छी दोस्त बनी।

(क) कक्षा में प्रथम कौन आता था?

- |         |             |           |             |
|---------|-------------|-----------|-------------|
| (i) रमन | (ii) ज्योति | (iii) अमन | (iv) दीपिका |
|---------|-------------|-----------|-------------|

(ख) ज्योति पढ़ाई में कैसी थी?

- |          |              |                 |               |
|----------|--------------|-----------------|---------------|
| (i) तेज़ | (ii) सामान्य | (iii) तेज़ नहीं | (iv) पता नहीं |
|----------|--------------|-----------------|---------------|

(ग) स्कूल में कौन-सी प्रतियोगिता हुई?

- |              |                 |                  |                |
|--------------|-----------------|------------------|----------------|
| (i) लेख-लेखन | (ii) कहानी-लेखन | (iii) कविता-लेखन | (iv) नाटक-लेखन |
|--------------|-----------------|------------------|----------------|

(घ) ज्योति ने अमन से कितने दिनों तक बात नहीं की?

- |        |          |           |           |
|--------|----------|-----------|-----------|
| (i) दो | (ii) तीन | (iii) चार | (iv) पाँच |
|--------|----------|-----------|-----------|

(ङ) अमन ने ज्योति को क्या लिखने की विद्या सिखाई?

- |             |            |             |               |
|-------------|------------|-------------|---------------|
| (i) चुटकुला | (ii) कविता | (iii) कहानी | (iv) कुछ नहीं |
|-------------|------------|-------------|---------------|

### कछुआ और खरगोश

एक जंगल में कछुआ और खरगोश रहते थे। एक दिन दोनों ने दौड़ का मुकाबला करने की सोची। दौड़ शुरू हुई। खरगोश मस्ती से कूदता-कूदता आगे निकल गया। कछुआ धीरे-धीरे चलता हुआ पीछे रह गया। खरगोश ने सोचा-कछुआ तो बहुत पीछे है। मैं थोड़ा आराम कर लूँ। खरगोश पेड़ की छाया में सो गया। कछुआ धीरे-धीरे चलते हुए तय की गई जगल पर पहुँच गया और जीत गया। खरगोश की जब नींद खुली, तो वह तेज़ी से दौड़ता हुआ कछुए के पास पहुँचा और उसे वहाँ देखकर बहुत शर्मिदा हुआ।

(क) जंगल में कौन-कौन रहता था?

---



---

(ख) एक दिन दोनों ने क्या सोचा?

---



---



(ग) खरगोश आराम क्यों करने लगा?

---

---

(घ) कछुआ धीरे-धीरे चलते हुए कहाँ पहुँच गया?

---

---

(ङ) आँख खुलने पर खरगोश ने क्या किया?

---

---

### मेंढक और कौए

एक दिन एक मेंढक तालाब से निकलकर ज़मीन पर आ गया। वह आराम से धूप सेंक रहा था। पास ही एक कौआ बैठा था। उसने मेंढक को देखा। वह बहुत खुश हुआ। उसने झपटकर मेंढक को चोंच में पकड़ लिया। पहले तो मेंढक घबरा गया। फिर उसने अपनी बुद्धि से काम लिया। उसने कौए से कहा, “भाई, मैं मिट्टी में सना हूँ और गंदा हूँ। यदि तुम मुझे गंदा ही खाओगे, तो बीमार हो जाओगे।” तुम्हें मुझे पहले धो लेना चाहिए।

कौए ने मेंढक की बात मान ली। वह उसे धोने के लिए तालाब पर ले गया। जैसे ही कौए ने उसे तालाब के किनारे रखा, मेंढक छपाक से पानी में कूद गया। कौआ देखता रह गया और मेंढक ने चतुराई से अपनी जान बचा ली।

(क) तालाब से निकलकर ज़मीन पर कौन आया था?

---

---

(ख) मेंढक ने कौए से क्या कहा?

---

---

(ग) कौए ने मेंढक की कौन-सी बात मान ली?

---

---

(घ) मेंढक पानी में वापस कैसे चला गया?

---

---

(ङ) कौआ मेंढक को धोने के लिए कहाँ ले गया था?

---

---





प्र०2 चित्रों को पहचानकर सही शब्द लिखिए:-



(क)

\_\_\_\_\_



(ख)

\_\_\_\_\_



(ग)

\_\_\_\_\_



(घ)

\_\_\_\_\_



(ङ)

\_\_\_\_\_



(च)

\_\_\_\_\_



(छ)

\_\_\_\_\_



(ज)

\_\_\_\_\_

प्र०3 निम्नलिखित शब्दों के 2-2 लयबद्ध शब्द लिखिए:-

(क) फल

\_\_\_\_\_

(ख) मगर

\_\_\_\_\_

(ग) चहल

\_\_\_\_\_

(घ) सब

\_\_\_\_\_

(ङ) कहर

\_\_\_\_\_

प्र०4 चित्र को ध्यान से देखकर खाली स्थान भरिए।  
(बकरी, बादल, आम, पक्षी, बेंच, खिड़कियाँ)



1. आकाश में तीन ..... उड़ रहे हैं।
2. चित्र में ..... का एक पेड़ है।
3. पेड़ के पास एक ..... रखी है।
4. सूरज ..... के पीछे छिप गया है।
5. घर में तीन ..... है।
6. चित्र में ..... घास खा रही है।

कहानी संचयः  
(पेज नं० 12-16 पढ़ें)

आधुनिक हिंदी पाठमालाः  
(पेज नं० 17, 19, 22, 24 पढ़ें)



## MATHEMATICS

*"Mathematics is not only real but it is the only reality."*

**Work to be done in the notebook:**

- Forward Counting: 1 to 100
- Backward Counting: 50 to 1
- Number Names: 1 to 100

**Q.1 Arrange the given numbers in the Ascending Order:**

(a) 10, 20, 8, 13 \_\_\_\_\_

(b) 19, 14, 4, 11 \_\_\_\_\_

(c) 16, 1, 15, 18 \_\_\_\_\_

**Q.2 Arrange the following numbers in the Descending Order:**

(a) 14, 13, 12, 2 \_\_\_\_\_

(b) 12, 8, 10, 1 \_\_\_\_\_

(c) 17, 20, 23, 6 \_\_\_\_\_

**Q.3 Write the Addition Facts for 8:**

(a) 8 + 0 = 8

(b) \_\_\_\_\_ + \_\_\_\_\_ = 8

(c) \_\_\_\_\_ + \_\_\_\_\_ = 8

(d) 5 + 3 = 8

(e) 4 + 4 = 8

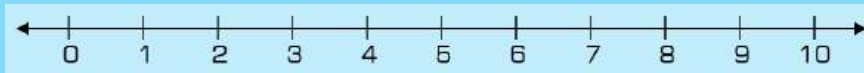
(f) \_\_\_\_\_ + \_\_\_\_\_ = 8

(g) \_\_\_\_\_ + \_\_\_\_\_ = 8

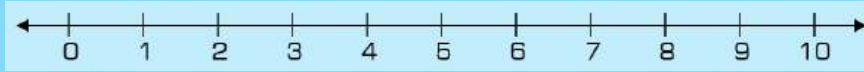
(h) \_\_\_\_\_ + \_\_\_\_\_ = 8

(i) \_\_\_\_\_ + \_\_\_\_\_ = 8

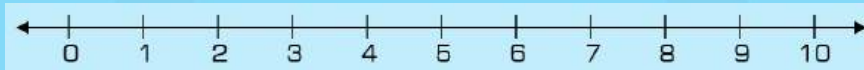
#### Q.4 Solve the following on the Number Line:



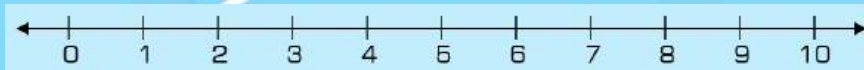
(a)  $3 + 5 =$  \_\_\_\_\_



(b)  $8 - 5 =$  \_\_\_\_\_



(c)  $9 - 4 =$  \_\_\_\_\_



(d)  $1 + 5 =$  \_\_\_\_\_



(e)  $7 - 3 =$  \_\_\_\_\_

#### 'DONALD IN A MATHMAGIC LAND'

Everything around you has mathematics. Everything around you has numbers. Let's watch Donald Duck who is stuck in a Mathmagic Land! He goes on an adventure in which he explores how mathematics can be useful in real life. Through this journey he gets to know how numbers are more than graphs and charts, they are geometry, music and magical living things. Enjoy 'Donal in a Mathmagic Land'!

<https://www.youtube.com/watch?v=8BqnN72Olq>



## EVS

### SENSING SENSE ORGANS:

Let's create attractive Wall Hanging on Sensory Organs. The given pic is for reference only. Unleash your creativity!



### CASE BASED QUESTIONS:

Read the following and answer the questions that follow:

Food is very important for us. We eat food when we are hungry. We should eat three meals in a day at proper time. We should eat healthy food items. Some food items are eaten raw and some are cooked.

(a) Which of these is eaten raw?

- |              |            |
|--------------|------------|
| (i) Cucumber | (iii) Rice |
| (ii) Pulses  | (iv) Wheat |

(b) We need food because:

- |                          |   |
|--------------------------|---|
| (i) It gives us energy   | (iii) It helps us to fight against diseases |
| (ii) It helps us to grow | (iv) All of these                           |

(c) We should not eat:

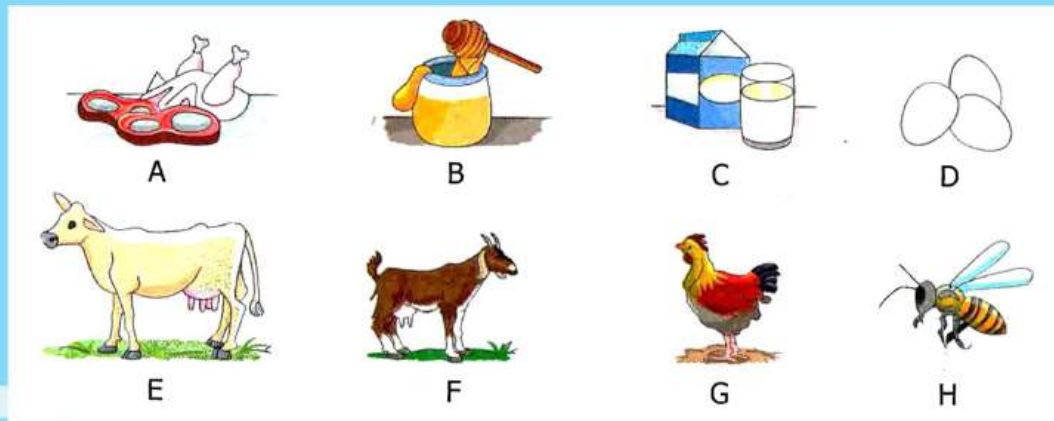
- |                 |                    |
|-----------------|--------------------|
| (i) Cooked food | (iii) Junk food    |
| (ii) Raw food   | (iv) Uncooked food |

(d) Which of these are cereals?

- |                     |                        |
|---------------------|------------------------|
| (i) Dal and peas    | (iii) Apple and banana |
| (ii) Wheat and rice | (iv) Tomato and potato |

## IMAGE BASED QUESTIONS:

Look at the given images and answer the questions that follow:



- (a) We get C from:  
(i) E                      (ii) F                      (iii) E and F                      (iv) G
- (b) H gives us:  
(i) A                      (ii) B                      (iii) C                      (iv) D
- (c) We get A from:  
(i) H                      (ii) G and F                      (iii) G and H                      (iv) G
- (d) G gives us:  
(i) A and B                      (ii) C and D                      (iii) A and D                      (iv) B and C

### Work to be done in the Textbooks/ Workbooks:

- **Let's Write Cursive-C:** Do Pages 10-42
- **सरल हिंदी सुलेख-1:** Do Pages 13-30
- **Thinking Skills-Reasoning And Aptitude (Foundational):** Do Pages 43-45, 85-86
- **MATHS MAGIC (Mental Maths):** Do Pages 21-28, 30 – 34
- **Sparkling Twinkling Art & Craft:** Do Pages 12, 15, 19, 21, 23, 27-32 (Don't forget to bring your craft work (well-labelled) to school when the school reopens!)

**Stepwell Environmental Studies**  
**Read Ch-4 & 5 and highlight the new words.**

**Revise all the Syllabus done till date!**  
**Happy Holidays!**