



Summer Vacation Assignment 2025

CLASS-II

Summer VACATION

Summer's warmth descends upon the land,
School's out, and freedom's in hand.
Long days stretch, and sunshine bright,
A time for fun, for play, for delight.

So, let's bask in summer's golden glow,
And make the most of this break's sweet flow
For summer vacation's a treasured time,
To relax, recharge, and shine.

MAY 25, 2025 TO JULY 06, 2025

The School Reopens on
JULY 07, 2025.

Dearest Hallmarkite

Greetings from Hallmark!

As we head into the sunny days ahead, we're excited to challenge your minds and keep your learning momentum going. **Kickstart your summer with a splash of learning and fun. The Summer Vacation Assignment is designed to help you retain key concepts, explore new ideas, and return to school refreshed and ready to rock!** Let's make this break both relaxing and rewarding! Dive in, explore, and come back stronger!

SUMMER BUZZ FOR SUPER PARENTS

- **Make sure your child has a quiet, well-lit place to do homework.**
Avoid having your child do homework with the television on or in places with other distractions, such as people coming and going.
- **Make sure the materials your child needs, such as paper, pencils and a dictionary, are available.**
Ask your child if special materials will be needed for some projects and get them in advance.
- **Help your child with time management.**
Establish a set time each day for doing homework. Don't let your child leave homework until just before bedtime.
- **Be positive about homework.**
Tell your child how important school is. The attitude you express about homework will be the attitude your child acquires.
- **When your child does homework, you too do homework.**
Show your child that the skills they are learning are related to things you do as an adult. If your child is reading, you read too.
- **When your child asks for help, provide guidance, not answers.**
Giving answers means your child will not learn the material. Too much help teaches your child that when the going gets rough, someone will do the work for him or her.
- **If homework is meant to be done by your child alone, stay away.**
Too much parent involvement can prevent homework from having some positive effects. Homework is a great way for kids to develop independent, lifelong learning skills.
- **Help your child figure out what is hard homework and what is easy homework.**
Have your child do the hard work first. This will mean he will be most alert when facing the biggest challenges. Easy material will seem to go fast when fatigue begins to set in.
- **Reward progress in homework.**
If your child has been successful in homework completion and is working hard, celebrate that success with a special event (e.g., pizza, a walk, a trip to the park) to, reinforce the positive effort.

Warmest wishes
Hallmark Team

ENGLISH

Explore the text, solve the comprehension, and prove your smarts!



- Remember to record your answers to the comprehension passage given below in your English Notebook:

THE GREAT TREE HOUSE ADVENTURE

Lena and her little brother, Jack, loved spending time in their backyard tree house. Their grandfather had built it for them last summer. It had wooden steps, two small windows, and even a rope ladder that dangled down from the side. They called it their "Adventure Hut."

One Saturday morning, Lena woke up to the sound of tapping on the window. It was Jack, already dressed and excited. "Let's go on an adventure!" he said, holding a flashlight and a map he had drawn himself.

They climbed up into the tree house and looked at the map. "We need to search for the Golden Pebble," Jack whispered. "It's hidden somewhere in the backyard, but only true adventurers can find it."

Lena smiled and joined in. They packed a small bag with snacks, a notebook, and a magnifying glass. Then they climbed down the rope ladder and followed the map.

First, they crawled under the big oak tree. Then they marched past the garden where the tomatoes were growing. At last, near the edge of the fence, Jack spotted something shiny under a pile of leaves.

"It's the Golden Pebble!" he shouted. It was really just a smooth, golden-coloured stone, but to them, it was the treasure of the century.

That night, they placed the pebble in their tree house on a soft cloth. "Every adventure needs a treasure," Lena said. Jack nodded, already dreaming of their next big quest.

On the basis of your understanding the passage, answer the following question:

- (i) Who made the tree house in backyard?
- | | |
|-----------------------|---------------------|
| (A) Their dad | (b) Their uncle |
| (c) Their grandfather | (d) Their neighbour |
- (ii) What things did they take on the adventure?
- | | |
|----------------------------|--------------------------|
| (a) A lunchbox and a toy | (b) A rope and a blanket |
| (c) A flashlight and a map | (d) A camera and a book |



(iii) What did Jack name the item they were searching for?

(a) The Silver Coin

(b) The Golden Pebble

(c) The Magic Shell

(d) The Lost Key

(iv) What was special about their tree house?

(a) It had lights and a TV

(b) It had windows and a rope ladder

(c) It was made of glass

(d) It had a slide and swings

(v) What did they pack in their small bag?

(a) Toys, food, and a blanket

(b) A radio and water bottles

(c) Snacks, a notebook, and a magnifying glass

(d) Only the map and flashlight

(vi) Where did they find the Golden Pebble?

(vii) How did the stone become a treasure in the story?

(viii) What does the word “adventurers” mean in the story?

(ix) What can you tell about Lena from the story?

(x) What is the main idea of the story?

LET'S WRITE CURSIVE-3:

- ‘Good handwriting is half of education’. Enhance your calligraphy skills practising in **Let's Write Cursive**. Do Pages 11 to 40.

LEARN AND CONVERSE-2:

- Go through the Chapters 7 to 12 and recreate the same situations as given in the Chapters to practise speaking skills. There will be an Enrichment Activity based on these chapters post Summer Vacation.

हिंदी

कहानी संचय

‘हर कहानी कुछ-न-कुछ सिखाती है। कभी हँसी, कभी समझदारी, और कभी जीवन के बड़े सबक।’

इन छुट्टियों में ‘कहानी संचय’ के पाठ-३ चतुर चिड़िया एवं पाठ-४ अनोखी दोस्ती, कहानियों को आनंद पूर्वक पढ़ें तथा इससे संबंधित रोचक अभ्यास कार्य दी गयी ‘कहानी संचय अभ्यास पुस्तिका’ के पृष्ठ (11-16) में करें।

सरल हिंदी सुलेख

सुलेख न केवल हमारी लिखावट को सुंदर बनता है, बल्कि हमारे मन को एकाग्र और शांत भी करता है।


अपना लेख सुंदर बनाने के लिए ‘सरल हिंदी सुलेख’-३ के पृष्ठ (12-35) करें।

MATHEMATICS

“Mathematics is not only real but it is the only reality.”





Work to be done in the Textbooks/Workbooks:

- **Maths Magic (A Book on Mental Maths):** Pages 5 to 34 and 40 to 43.
- Learn and write tables 2 to 12 (2 times) in your Mathematics Notebook.




Addition Math Maze

Highlight the boxes where the sum is equal to 9



3+3	7+2	9+0	←							
3+6	4+5	5+5	7+3	8+2	6+3	7+2	0+9	4+5	5+4	9+2
8+1	7+1	3+5	6+2	4+4	1+8	4+3	6+2	5+3	0+9	6+2
0+9	8+1	5+4	6+3	2+7	4+5	6+4	5+5	4+6	3+6	4+4
5+5	4+4	6+2	4+6	3+4	4+6	2+6	4+4	7+1	4+5	4+3
3+4	4+6	2+7	8+1	9+0	7+2	5+4	6+3	2+7	1+8	2+6
6+2	4+4	3+6	1+7	5+5	4+4	2+6	4+6	5+5	6+4	2+6
1+7	4+3	4+5	0+9	5+4	3+6	2+7	8+1	→		



EVS

STEPWELL ENVIRONMENTAL STUDIES:

1. Revise chapters 1, 2, 4 and 5
2. Read Chapters 6 and 9 and highlight the important terminology.

The given work is to be done in the EVS notebook:

3. Taking reference from Chapter 2 (Our Body)– Paste pictures of Internal and External organs and write 1-2 lines each about them.
4. Taking reference from Chapter 5 (Food- Variety & Its Importance), draw or paste pictures of five food items that are good for your teeth.
5. Taking reference from Chapter 4 (Recreation and Celebration), draw the picture of your favourite festival and write 6-7 lines about it. (What do you do, What do you eat, Why do you love it, etc.)

SAFETY TROOP:

Read pages 82 – 84. There will be **Subject Enrichment Activity** based on it post Summer Vacation.

MY MAGIC TRIP TO MEET A GREAT PERSON! (PORTFOLIO WORK)

- ❖ You are going on a magical trip through time to meet a very smart and important person from history! Look at your Roll Number to find out who you will meet:
 - **Roll Nos. 1–4: Alexander Graham Bell** (The man who made the Telephone!)
 - **Roll Nos. 5–8: Dr A.P.J. Abdul Kalam** (A rocket and science hero from India!)
 - **Roll Nos. 9–12: Stephen Hawking** (A space and stars scientist!)
 - **Roll Nos. 13–16: Marie Curie** (A brave woman who worked in the field of Science and helped people!)
- ❖ **Task:** Make a colourful **A4-size Portfolio** with the title:
“My Magic Time Trip to Meet _____”
- ❖ In your portfolio, include:
 - (a) A drawing of you meeting the person
 - (b) 3–5 short sentences about who they are and what they did
 - (c) Write one sentence: What did you learn from this person?

ICT

Complete the puzzle with the hints given below:

Instructions for the activity:

- Take a printout or draw the following activity on an A-4 pastel sheet.

M		R		S		E			S
		E							
V	C			H		G			O
		E							
E	I			O		N			K
S		R							
	E			S		E			E
		H				R			
	T					S			
									R

HINTS:

SCHOOLS, ENGINEERS, SHOPKEEPER, MOVIES, RESEARCH, ARCHITECT

- ❖ Collect 4-5 pictures of the places where computers are used and paste them in your ICT notebook.

Revise all the Syllabus done till date!

Happy Holidays!