



Summer Vacation Assignment 2025

CLASS-UKG

Summer VACATION

Summer's warmth descends upon the land,
School's out, and freedom's in hand.
Long days stretch, and sunshine bright,
A time for fun, for play, for delight.

So, let's bask in summer's golden glow,
And make the most of this break's sweet flow.
For summer vacation's a treasured time,
To relax, recharge, and shine!

MAY 25, 2025 TO JULY 06, 2025

The School Reopens on
JULY 07, 2025.

Dearest Hallmarkite
Greetings from Hallmark!

As we head into the sunny days ahead, we're excited to challenge your minds and keep your learning momentum going. **Kickstart your summer with a splash of learning and fun. The Summer Vacation Assignment is designed to help you retain key concepts, explore new ideas, and return to school refreshed and ready to rock!** Let's make this break both relaxing and rewarding! Dive in, explore, and come back stronger!

SUMMER BUZZ FOR SUPER PARENTS

- **Make sure your child has a quiet, well-lit place to do homework.**
Avoid having your child do homework with the television on or in places with other distractions, such as people coming and going.
- **Make sure the materials your child needs, such as paper, pencils and a dictionary, are available.**
Ask your child if special materials will be needed for some projects and get them in advance.
- **Help your child with time management.**
Establish a set time each day for doing homework. Don't let your child leave homework until just before bedtime.
- **Be positive about homework.**
Tell your child how important school is. The attitude you express about homework will be the attitude your child acquires.
- **When your child does homework, you too do homework.**
Show your child that the skills they are learning are related to things you do as an adult. If your child is reading, you read too.
- **When your child asks for help, provide guidance, not answers.**
Giving answers means your child will not learn the material. Too much help teaches your child that when the going gets rough, someone will do the work for him or her.
- **If homework is meant to be done by your child alone, stay away.**
Too much parent involvement can prevent homework from having some positive effects. Homework is a great way for kids to develop independent, lifelong learning skills.
- **Help your child figure out what is hard homework and what is easy homework.**
Have your child do the hard work first. This will mean he will be most alert when facing the biggest challenges. Easy material will seem to go fast when fatigue begins to set in.
- **Reward progress in homework.**
If your child has been successful in homework completion and is working hard, celebrate that success with a special event (e.g., pizza, a walk, a trip to the park) to, reinforce the positive effort.

Warmest wishes
Hallmark Team

ENGLISH

1. Make CVC (Consonant Vowel Consonant) words from the given word patterns:

bad

ad

bag

ag

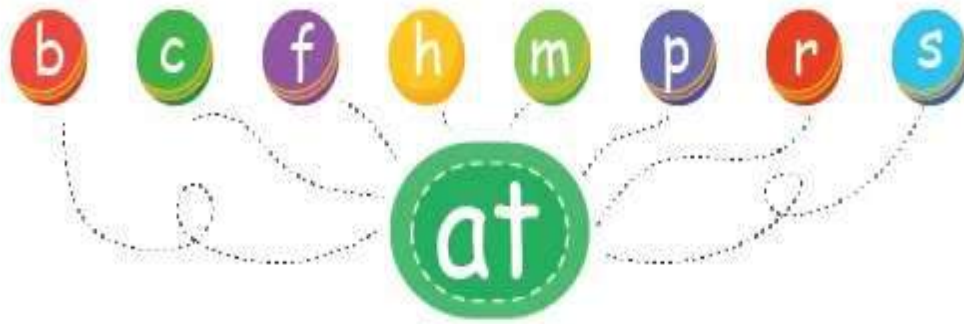
s



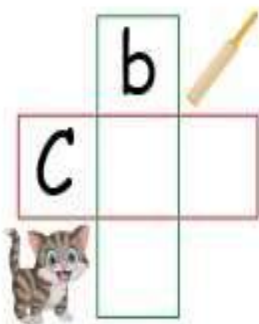
d

t

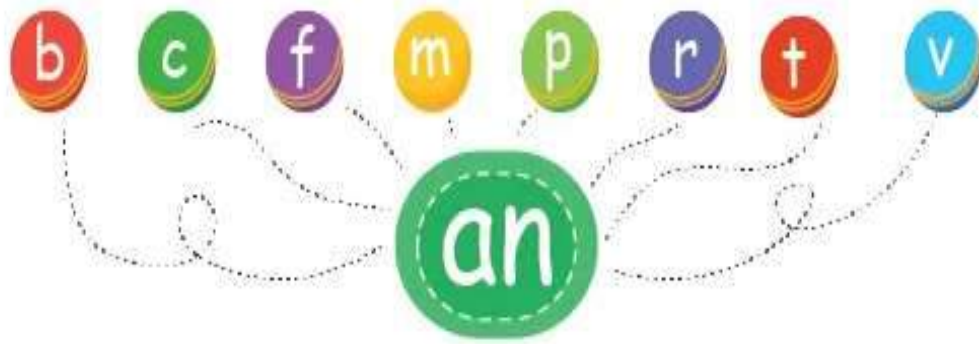
b


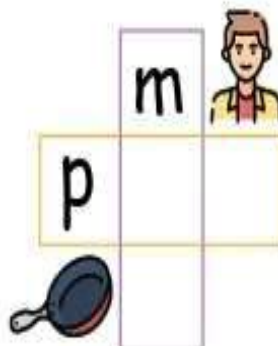
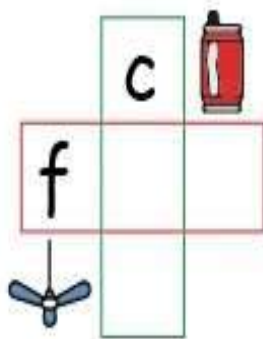
2. Make CVC (Consonant Vowel Consonant) words from the given word patterns:



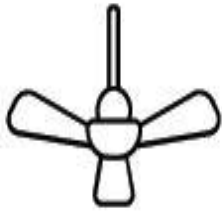


3. Make CVC (Consonant Vowel Consonant) words from the given word patterns:

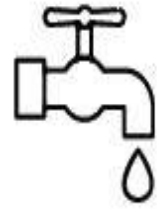




4. Recognize the pictures, match with correct words and colour them:



hat



man

van



rat

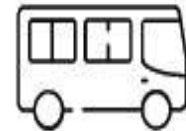
pan

cat



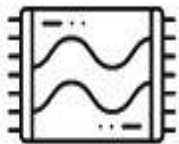
mat

bat









tap







fan



5. Recognize the pictures and write their names(Vowel A):

		
<div><div></div><div></div><div></div></div>	<div><div></div><div></div><div></div></div>	<div><div></div><div></div><div></div></div>
		
<div><div></div><div></div><div></div></div>	<div><div></div><div></div><div></div></div>	<div><div></div><div></div><div></div></div>

6. Recognize the pictures and write the CVC words (Vowel E):

		
<div><div></div><div></div><div></div></div>	<div><div></div><div></div><div></div></div>	<div><div></div><div></div><div></div></div>
		
<div><div></div><div></div><div></div></div>	<div><div></div><div></div><div></div></div>	<div><div></div><div></div><div></div></div>

हिंदी

1. वर्णों को जोड़ कर लिखिए:-



घ + र =



फ + ल =



ट + ब =



ब + स =



स + म + य =



फ + स + ल =



स + ड़ + क =



क + ल + श =



अ + द + र + क =



ख + ट + म + ल =



श + ल + ग + म =



थ + र + म + स =

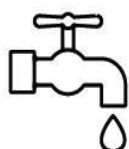
2. चित्रों को देखकर शब्दों से मिलाइए:-



नल



खत



बस

जग



घर

कप



मग

जल



फल



धन



छत



पढ़



3. शब्दों को पूरा कीजिए:-



ध



त



ई



घ



ऊ

1

ए



ज



व



छ

10

ड



4. चित्रों को देखकर शब्दों से मिलाइए:-



पतंग

बटन




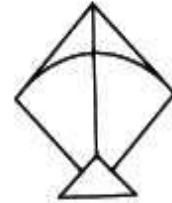
बतख

मटर



कमल

रबड़



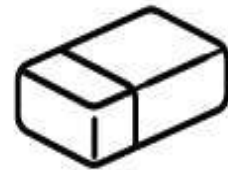
शहद

भगत

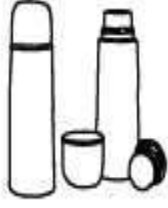


मगर

कलम



5. चित्रों को देखकर शब्दों से मिलाइए:-



शलगम



बरतन



अजगर



थरमस



तरकश



खटमल



हलधर



उपवन

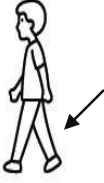


बरगद

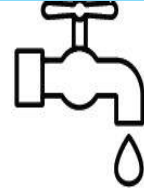


अदरक

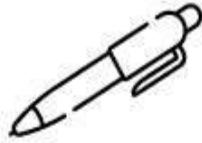
6. चित्र देखकर शब्द लिखें:-


























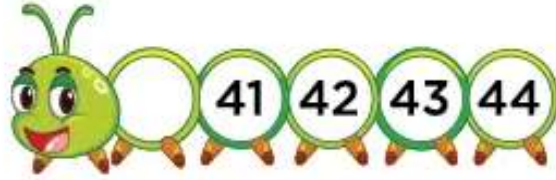
















MATHEMATICS

1. What comes just **BEFORE**:



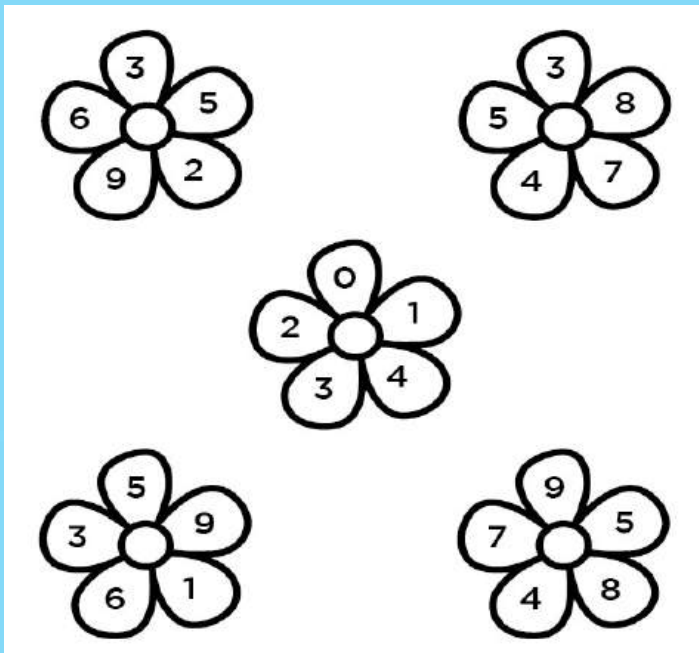
2. What comes just AFTER:



3. What comes **BETWEEN**:



4. Colour the Greatest Number 'RED' and Smallest Number 'YELLOW' in the given flowers:



5. Write the Backward Counting 20-11:



EVS

1. Identify the pictures and match them with Parts of the Body:



Foot



Knee



Leg



Hand



Arm



Mouth



Eye



Nose



Head



Ear

2. Fill in the blanks with Sense Organs:

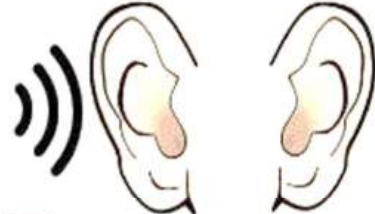
1. I see with my _____.

2. I touch and feel with my _____.

3. I hear with my _____.

4. I smell with my _____.

5. I taste with my _____.



3. Fill in the blanks:

LET'S MEET ME

1. My name is _____.
2. I am a _____.
3. I am _____ years old.
4. I study in _____ class.
5. I like to eat _____.
6. I like to play with _____.
7. _____ is my class teacher.
8. _____ is my best friend.
9. My father's name is _____.
10. My mother's name is _____.

WORK TO BE DONE IN THE TEXTBOOKS/WORKBOOKS:

ENGLISH

- LINES & PATTERNS: Do Pages: 20-30
- LET'S WRITE CURSIVE (C): Do Pages: 16-35
- MY PHONICS WORLD: Read Pages: 12, 15-17, 20-21
- MY PHONICS WORLD: Do Pages: 18-19

HINDI

- शब्द वंदना:—Read Pages 20-23, 32-35, 44-47
- शब्द वंदना:— Do Pages 36-37, 41, 48-49, 51-54, 56-61
- शब्द लेखन विधि:— Do Pages 58-65, 86-104

EVS

- WORLD AROUND ME: Do Pages: 14-15

VISUAL ART

- ART & CRAFT (C) :- Do Pages: 7-8, 11, 13-16

Revise all the Syllabus done till date!

Happy Holidays!