

असतो मा सद्गमय, तमसो मा ज्योतिर्गमय।।



**HALLMARK**  
PUBLIC SCHOOL  
www.hallmarkpublicschool.com

# Summer Vacation Assignment 2025

CLASS-V

## Summer VACATION

Summer's warmth descends upon the land,  
School's out, and freedom's in hand.  
Long days stretch, and sunshine bright,  
A time for fun, for play, for delight.

So, let's bask in summer's golden glow,  
And make the most of this break's sweet flow  
For summer vacation's a treasured time,  
To relax, recharge, and shine.

**MAY 25, 2025 TO JULY 06, 2025**

The School Reopens on  
JULY 07, 2025.

Dearest Hallmarkite

Greetings from Hallmark!

As we head into the sunny days ahead, we're excited to challenge your minds and keep your learning momentum going. Kickstart your summer with a splash of learning and fun. The Summer Vacation Assignment is designed to help you retain key concepts, explore new ideas, and return to school refreshed and ready to rock! Let's make this break both relaxing and rewarding! Dive in, explore, and come back stronger!

### **SUMMER BUZZ FOR SUPER PARENTS**

➤ **Make sure your child has a quiet, well-lit place to do homework.**

Avoid having your child do homework with the television on or in places with other distractions, such as people coming and going.

➤ **Make sure the materials your child needs, such as paper, pencils and a dictionary, are available.**

Ask your child if special materials will be needed for some projects and get them in advance.

➤ **Help your child with time management.**

Establish a set time each day for doing homework. Don't let your child leave homework until just before bedtime.

➤ **Be positive about homework.**

Tell your child how important school is. The attitude you express about homework will be the attitude your child acquires.

➤ **When your child does homework, you too do homework.**

Show your child that the skills they are learning are related to things you do as an adult. If your child is reading, you read too.

➤ **When your child asks for help, provide guidance, not answers.**

Giving answers means your child will not learn the material. Too much help teaches your child that when the going gets rough, someone will do the work for him or her.

➤ **If homework is meant to be done by your child alone, stay away.**

Too much parent involvement can prevent homework from having some positive effects. Homework is a great way for kids to develop independent, lifelong learning skills.

➤ **Help your child figure out what is hard homework and what is easy homework.**

Have your child do the hard work first. This will mean he will be most alert when facing the biggest challenges. Easy material will seem to go fast when fatigue begins to set in.

➤ **Reward progress in homework.**

If your child has been successful in homework completion and is working hard, celebrate that success with a special event (e.g., pizza, a walk, a trip to the park) to, reinforce the positive effort.

Warmest wishes  
Hallmark Team



## ENGLISH

Explore the text, solve the comprehension, and prove your smarts!



- Remember to record your answers to the comprehension passage given below in your English Notebook:

### **BIG, BOLD, AND SMELLY: MEET THE CORPSE FLOWER**

1. Big, bold and beautiful, the *Rafflesia arnoldii* boasts the title of the largest flower in the world and can grow to massive proportions, with a flower diameter of up to one meter (three feet) and a hefty weight of up to 11 kilograms (24 lbs). It might seem like a great gift for that special someone except that it's nicknamed the corpse flower and smells like rotting meat, so may not be quite as endearing as expected.
2. Resembling the coiled tentacles of an octopus up close, the stinky flower leaves such a lasting impression that it was once described by Swedish zoologist Eric Mjöberg in 1928 as having "a penetrating smell more repulsive than any buffalo carcass in an advanced stage of decomposition." Nice. Technically a plant, although it has no leaves, stems or roots that the eye can see, the corpse flower relies on its strong perfume to attract insects that help with pollination.
3. The other not so pleasant qualities of the flower are its parasitic tendencies; by living off the water and nutrients from the hapless *Tetrastigma* vine, the corpse flower is able to grow as large as it does. And whether it's considered a beauty, beast, or both, the lure of this bewitching flower is hard to resist. However, to be successful in a quest to find it, a few stars need to align.

Found only in the dwindling rainforests of Sumatra and Borneo, pollination is rare and the bud death rate is high at 80-90%. The few buds that actually bloom take many months to do so, and when they do they last no more than a few days before dying. The good news is that there are great conservation efforts in place to protect the habitat of the *Rafflesia* species so future generations can experience the sight and smell of the largest flower on Earth.



**On the basis of your reading of the passage answer the following questions:**

- (a) Why is Rafflesia called the largest flower in the world?
- (b) What is the nickname given to Rafflesia and why?
- (c) Why cannot Rafflesia be used as a gift for someone?
- (d) How is its smell useful for the flower?
- (e) Why is Rafflesia called a parasite?
- (f) Where are the flowers Rafflesia generally found?
- (g) Why is a Rafflesia in full bloom a rare sight?
- (h) What efforts are being done to protect the flower and why?

**LET'S WRITE CURSIVE:**

- 'Good handwriting is half of education.' Enhance your calligraphy skills practising in the book Junior's Cursive Writing. Do Pages 11 to 40.

**SUPPLEMENTARY READER**

- **Robinson Crusoe by Daniel Defoe-5:** Read Ch-6 to 12



**कहानी संचय**

1. 'हर कहानी कुछ-न-कुछ सिखाती है। कभी हँसी, कभी समझदारी, और कभी जीवन के बड़े सबक।' इन छुट्टियों में 'कहानी संचय' का पाठ-4 'लोहे का तराजू चूहे खा गए', कहानी को आनंद पूर्वक पढ़ें तथा इससे संबंधित रोचक अभ्यास कार्य दी गयी 'कहानी संचय अभ्यास पुस्तिका' के पृष्ठ (16-18) में करें।

**सरल हिंदी सुलेख**

2. सुलेख न केवल हमारी लिखावट को सुंदर बनाता है, बल्कि हमारे मन को एकाग्र और शांत भी करता है।' अपना लेख सुंदर बनाने के लिए 'सरल हिंदी सुलेख'-7 के पृष्ठ (12-36) करें।



## MATHEMATICS

*"Mathematics is not only real but it is the only reality"*

### Work to be done in the Textbooks/Workbooks:

- **Maths Magic (A Book on Mental Maths):** Pages 5 to 40
- Learn tables 2 to 20.

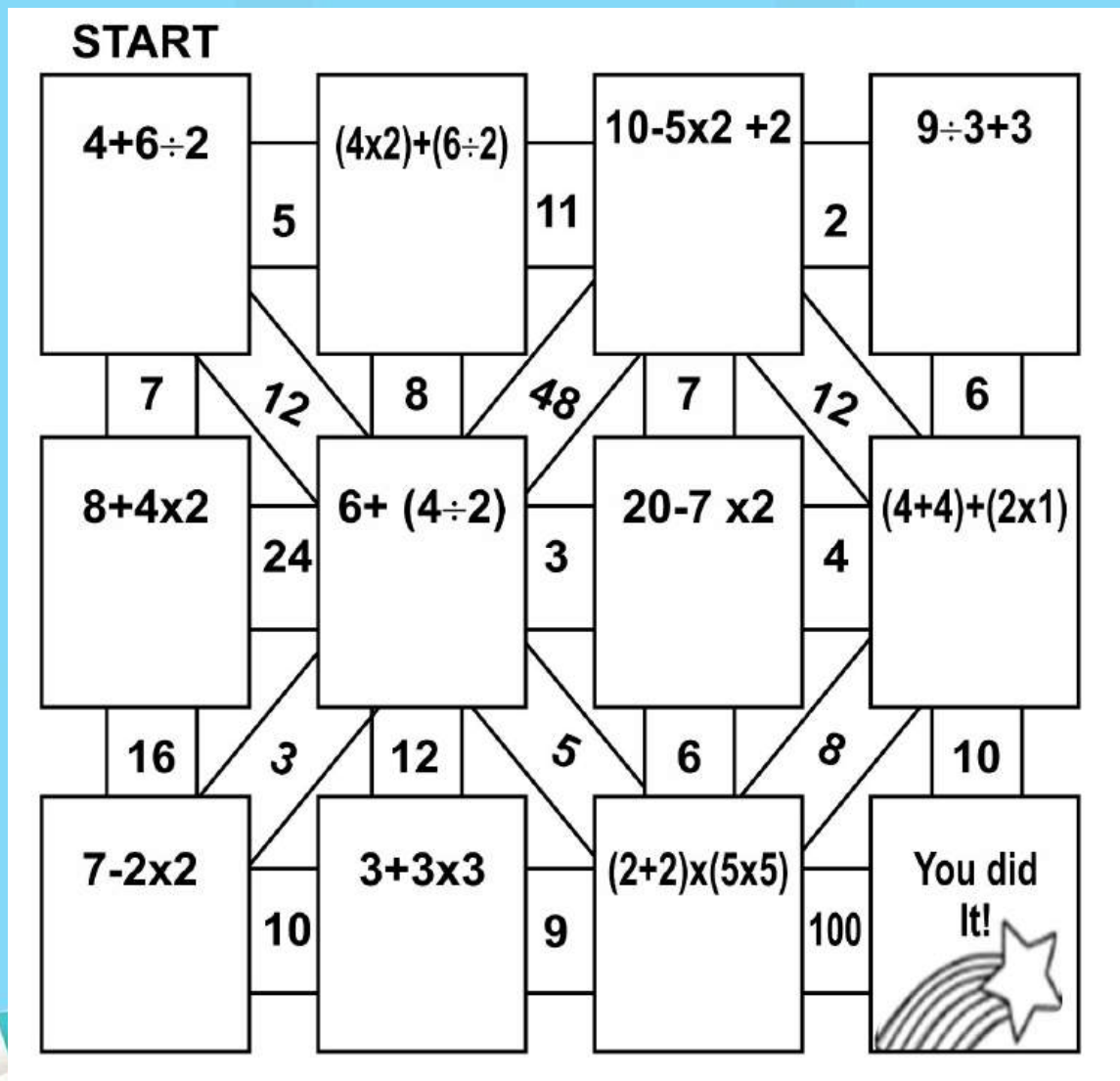
### MATH MADE FUN!

- **Find the Path in this Operations Maze**

Start at the entrance and solve the operational problem. Then, go to the path with correct answer and colour it. If you do this correctly, you will achieve your goal!

Start, Solve, and Succeed!

### ORDER OF OPERATIONS MAZE



## SCIENCE

### MY SCIENCE JOURNEY

1. Revise Chapters 1 and 13.
2. Read Chapters 4, 6 and 11 and highlight important points such as Definitions, Examples, or any other fact.
3. With reference to Chapter-11 'Rocks and Minerals', make a mini photo album (on A4 size paper), fold it like a booklet with pictures and short notes about:
  - Types of Rocks
  - Types of Minerals

*Use your creativity and presentation skills to present your work in your own unique style!*

#### What to Include in Your Album:

##### ❖ Page 1 – Types of Rocks

- Paste or draw **pictures** of the 3 main types of rocks:
  - **Igneous Rock**
  - **Sedimentary Rock**
  - **Metamorphic Rock**
- Write a few lines about each rock (how it's formed or where it's found)

##### ❖ Page 2 – Types of Minerals

- Paste or draw pictures of **at least 3 different minerals**.
- Write a few sentences about (what it looks like or where it's used)

#### PRESENTATION TIPS:

- Use bright colours with neat handwriting.
- Decorate your album like a real photo book with borders and titles.
- Add a **cover page** with your Name, Class and Roll Number.
- You can add extra pages if you want.






### SAFETY TROOP

4. Read Pages 5-14 and Pages 103-108. The Subject Enrichment Activity (based on these topics) will be conducted post Summer Vacation.



## 5. MY MAGIC TRIP TO MEET A GREAT PERSON! (PORTFOLIO WORK)

You are going on a magical trip through time to meet a very famous personality from history! Check your Roll Number to see who you will meet:

Roll Numbers	Great Person You Will Meet
1–8	 Dr. M. S. Swaminathan – The Father of India’s Green Revolution
9–16	 Sunderlal Bahuguna – The leader who saved trees and forests (Chipko Movement)
17–24	 Santiago Ramón y Cajal – The scientist who explored how our brain and nerves work
25–32	 Charles F. Richter – The man who created the Richter Scale to measure earthquakes
33–40	 Isaac Newton – The scientist who discovered gravity and the laws of motion

### IMPORTANT INSTRUCTIONS & GUIDELINES:

- ❖ **Your Task:** Make a colourful portfolio with the title:  
“My Magic Time Trip to Meet \_\_\_\_\_”

#### Page 1 – About the Great Person

- ❖ Add a picture or drawing of the person.
- ❖ Write a short biography (8–10 lines):
  - Who he was?
  - What he did?
  - Why is he important?

#### Page 2 – My Magic Time Trip

- ❖ Imagine you travelled back in time to meet this person.
- ❖ Write a short story (8–10 lines) about:
  - How you met him?
  - What you saw?
  - What you talked about?
  - You can begin like this:

*“One night, I climbed into my magic time machine and....”*

### **Page 3 – Interview + What I Learnt**

- ❖ Write a 3-question interview with pretend answers.
- ❖ Example:
  - Q: What made you curious about science?
  - A: I loved watching how things work and asking questions.
- ❖ End with 2–3 lines about what you learned from this great person.

#### **Presentation Tips:**

- Use headings, colours, and neat handwriting.
- Add borders, stickers, or small related drawings.
- Create a cover page with your Name, Class, and Roll Number.



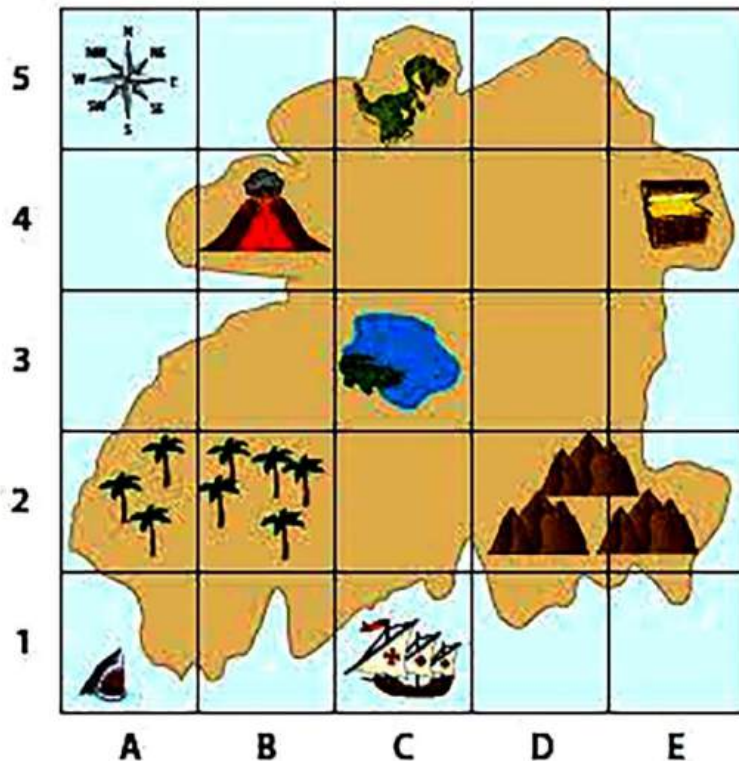
## SOCIAL SCIENCE

1. We all have read about Latitudes and Longitudes. Let's check if you can read a Map Grid:

Name: \_\_\_\_\_

### Reading a Treasure Map using a Map Grid

Look at the treasure map on the grid, and answer the questions.



#### KEY

	Dinosaur
	Volcano
	Treasure
	Pond
	Forest
	Mountain
	Shark
	Ship
	Crocodile

1) Where is the treasure?

E, 4

2) What is located at B, 4?

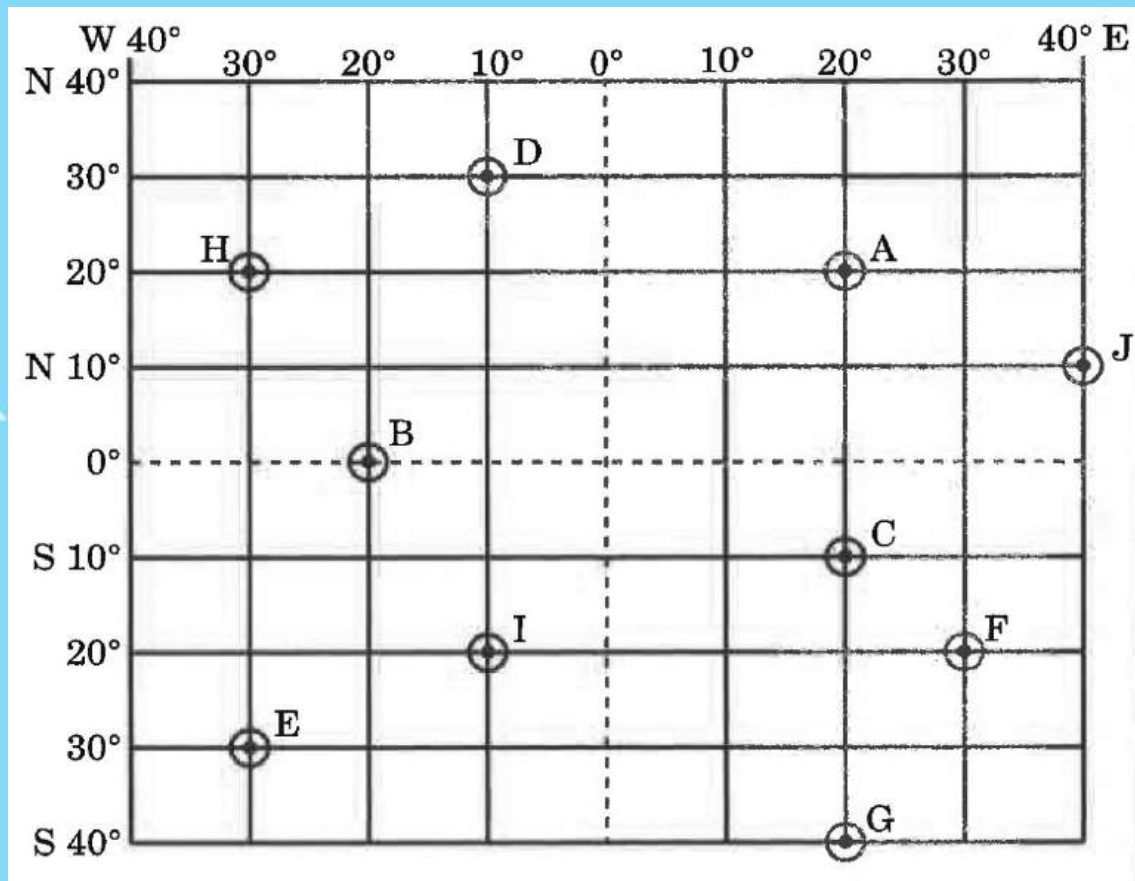
3) Where is the ship?

4) Where is the dinosaur?

5) What are the coordinates of the pond?

6) What is located at A, 2 and B, 2?

## 2. Time to tackle the Medium-Level Grid!



POINT	LATITUDE	LONGITUDE
A		
B		
C		
D		
E		
F		
G		
H		
I		
J		

### 3. MORAL COMPASS CHECK


Name: \_\_\_\_\_

## MY ICEBERG

Date: \_\_\_\_\_

*People can be like icebergs! We all have traits that people see on the surface, and some traits that people don't see. In the boxes below, I want you to write the traits that people do see and don't see.*

Some traits that people  
see about me:



Some traits that  
people DON'T see  
about me:



4. Read **Chapter-15 'The Struggle towards Freedom'** and highlight the terminology.
5. Revise **Chapter-5 'The Land of Ice and Snow-Greenland'** and do the Question/Answers of the same in your Notebook. (Answer Key attached)

### **ANSWER KEY**

#### **CHAPTER – 5 (THE LAND OF ICE AND SNOW - GREENLAND)**

**(Refer to the Questions given on Page No. 43 of your Social Science Textbook.)**

#### **B. VERY SHORT ANSWER TYPE QUESTIONS:**

- Ans1. Parka is a kind of jacket with a hood to cover the head.
- Ans2. Harpoon is a spear with a long rope attached to it.
- Ans3. Skidoo
- Ans4. Kangerlussuaq Airport

#### **C. SHORT ANSWER TYPE QUESTIONS:**

- Ans1. Greenland is located in the east of Canadian Arctic Archipelago between the Arctic and Atlantic Ocean. It is the largest island in the world.
- Ans2. Icebergs are the big blocks of ice floating in water. These are consisted of heavily compacted snow that fell on the Greenlandic ice cap about several thousand years ago. The ice cap is in a constant state of change and movement which produces thousands of ice bergs. These ice bergs are formed in the sea from glaciers in the central, eastern and north western region of Greenland.
- Ans 3. People of Greenland are Eskimos. They are native of this island. Few points about them are:
- (i) They are skilled hunters and use harpoon as main weapon.
  - (ii) They have learnt and trained to live in extreme climate.
  - (iii) They use fur for their clothes and wear long leather boots.
  - (iv) They do not live in permanent houses.
- Ans4. The culture of Greenland has much in common with Inuit (Eskimos) tradition. People of Greenland still go for ice fishing and conduct annual dog sledge races. Though now for fishing they are using firearms and modern technology. Football is the national sport of Greenland.
- Ans 5. Rapid changes are taking place in their life. In the past they lived in igloos, now they live in small wooden houses. Harpoon was their main weapon, now they use rifles for hunting. They used sledges pulled by huskies to transport their big and heavy hunt, now they use skidoo for transport. At present, they are having schools, colleges, hospitals, roads and good network of communication and transport.

#### **D. GIVE REASONS.**

- Ans1. Because they want to save their houses from cold winds and want ice to slope down easily.
- Ans 2. Because they have developed communication and now shifted to towns and using motorised boat etc, there are good roads and education also.

## PUNJABI

- ਪੰਜਾਬੀ ਸ਼ਬਦ ਸੁਲੇਖ-2: Do Pages 21 to 47
- ਪੰਜਾਬੀ ਸਵਰ ਸੁਲੇਖ-3: Do Pages 21 to 47

## ICT

**Activity:** MS Excel "My Fruits" Spreadsheet

**Instructions:**

1. Open Microsoft Excel.
2. Create a Data Table:
  - In cell A1, type "Fruit".
  - In cell B1, type "Quantity".
  - From cells A2 to A6, list five of your fruits. For example:
    - A2: Apple
    - A3: Mango
  - In cells B2 to B6, assign a quantity to each fruit (e.g., number of times you eat them in a week during holidays).
3. **Format the Table:**
  - Bold the headers in row 1.
  - Apply borders to the table for better visibility.
4. **Create a Pie Chart:**
5. **Save Your Work:**
  - Click on File > Save As>Name the file " Fruits" and click Save.
  - Don't forget to bring your file in the well-labelled pendrive.

**Revise all the Syllabus done till date!**  
**Happy Holidays!**